

eBook

# MASTERING CONSTRUCTION ESTIMATING AND SCHEDULING: A GUIDE FOR HOME BUILDERS

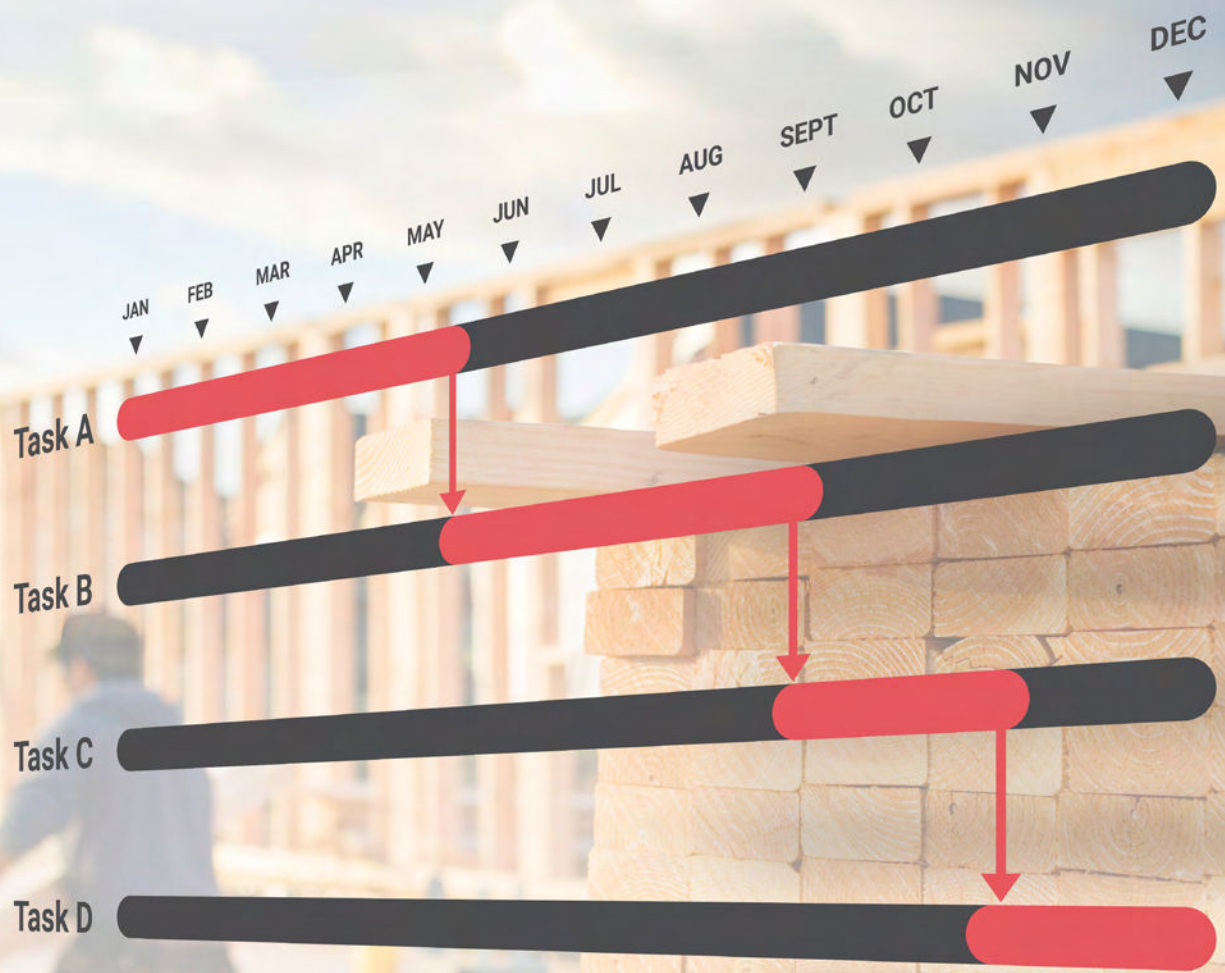


Dave Warmoth  
Integrity Contracting Inc

 **BUILD**XACT

**JOB. DONE.**

In the intricate world of home construction, timing is everything. Whether you're a newcomer to the industry or a seasoned builder, understanding how to effectively schedule people, materials, and equipment can make or break a project. This guide navigates the complexities of construction scheduling and introduces powerful tools that can streamline home construction processes and enhance project team efficiency.



# 1

## Preparation, the backbone of a successful project

Proper scheduling and estimating must take place ahead of time to convince a customer of your professionalism and capability. An [effective schedule](#) not only helps manage your resources efficiently but also provides clients with a clear timeline of what to expect. Customers want to know when their projects will start and how long they will take, and having an early schedule as part of your estimate helps meet these expectations.

Scheduling major tasks ahead of time also ensures the proper lead time for booking contractors, equipment and material deliveries.





## The ripple effect of scheduling

When a construction schedule fails, it can trigger a cascade of issues that disrupt the entire project. For instance, a delay in the delivery of critical materials like rebar can halt the foundation work, causing subsequent tasks like framing and roofing to be delayed. Such cascading delays extend the overall project timeline, lower customer satisfaction, and increase costs.

Here are ways to [avoid these project pitfalls](#):

### Subcontractor Coordination

An accurate schedule ensures that materials, labour and equipment are available exactly when needed. It aligns deliveries and labour to maintain a smooth workflow and prevent costly rescheduling of labour teams. Managing multiple subbies, each with their own schedule and priorities, requires careful planning well before the project starts.

### Hidden Material Costs

Materials arriving too early might require storage, leading to additional expenses and risks of damage or theft. Conversely, materials arriving too late can leave subbies idle and create gaps in the workflow. Synchronising labour schedules with material deliveries helps maximise productivity and minimise downtime.

### Budget Control

Construction projects are notorious for exceeding budgets. A well-planned schedule helps [manage costs](#) by reducing the likelihood of unexpected expenses. By anticipating task-to-task progression, you can avoid last-minute orders and rush jobs that often come with premium pricing and rushed craftsmanship.



## Client Satisfaction

Meeting deadlines and staying within budget builds customer trust. A realistic schedule sets expectations and **keeps clients informed** about progress, reducing the likelihood of disputes and leading to positive referrals and repeat business.

## Risk Management

Every project comes with risks, from weather delays to material and labour shortages. A well-estimated schedule helps identify potential risks early, allowing you to prepare and mitigate issues before they impact the project.

## Project Milestones

Breaking the project into phases with specific tasks helps keep everyone on track and ensures timely completion. **Setting dependencies and critical paths** provides check-ins that boost morale as the team sees steady, tangible progress.

## Legal and Regulatory Compliance

Many projects face strict regulatory requirements and inspections. A detailed schedule helps ensure that permits are obtained, and inspections are conducted at the right times, avoiding legal issues and ensuring safety and quality standards.


# 3

## How technology enhances scheduling

While effective scheduling is crucial, doing it manually can be time-consuming. Modern construction management software can streamline the process and integrate scheduling with other project management functions.

### Buildxact transforms your scheduling

**Buildxact** is a leading construction management software designed to keep your projects on track and within budget. It offers powerful scheduling features that can be a game-changer for your business.



# 4

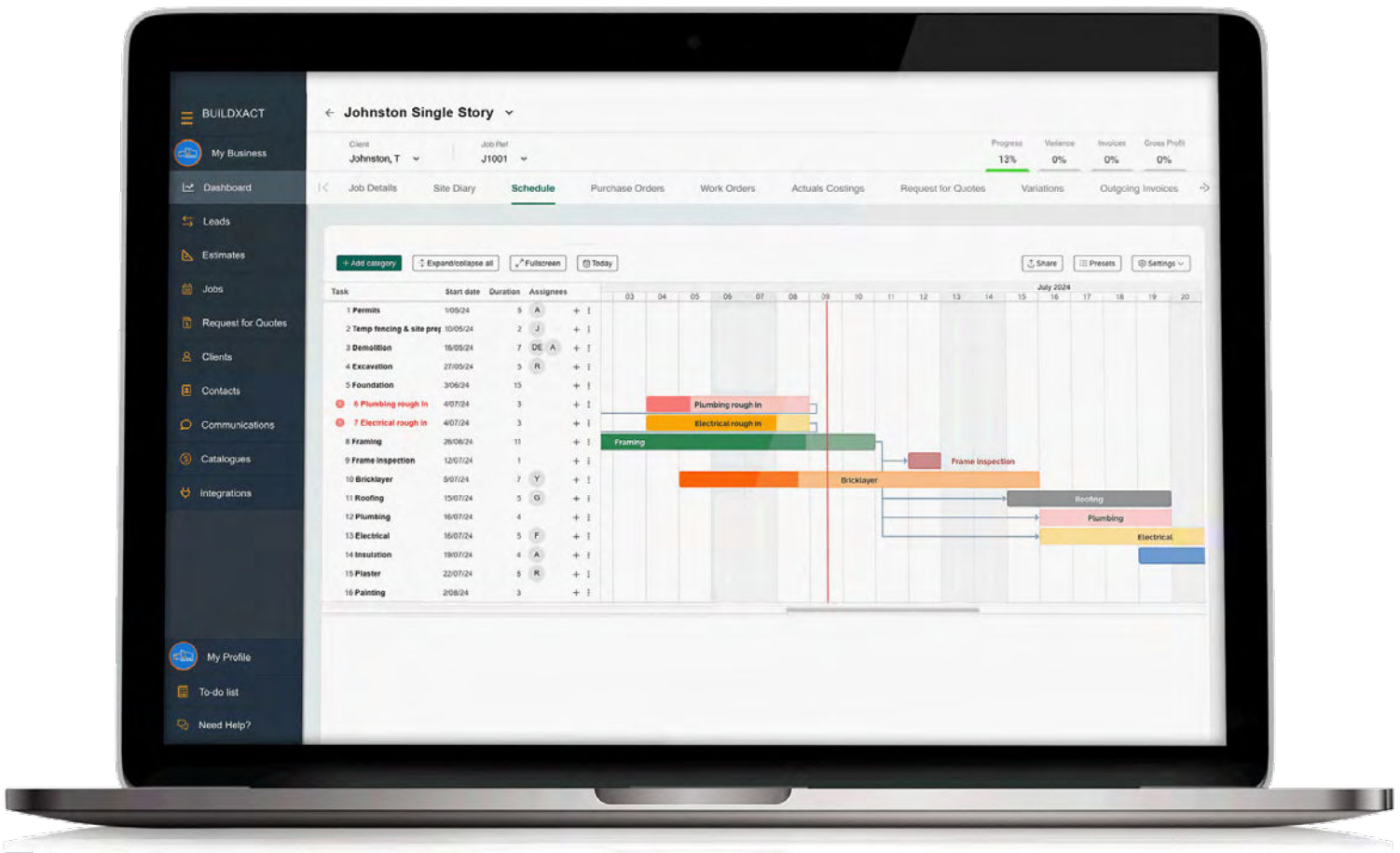
## Creating schedules with Buildxact

### From the Estimate

Buildxact allows users to create a preliminary schedule while working on the estimate. This early draft includes project categories, tasks, and rough start and end dates. The integration ensures consistency and helps avoid missing tasks.

### From Job Management

Once a job is won, Buildxact transitions the estimated schedule into a detailed job management workflow. Tasks can be further detailed, assigned to team members or contractors, and updated with real-time progress.



# 5

## Key features of Buildxact scheduling



**Drag-and-Drop Interface:** Easily adjust tasks and timelines with a user-friendly drag-and-drop feature.



**Gantt Chart View:** Visualise your project timeline with colour-coded Gantt charts to track progress and identify bottlenecks.



**Resource Allocation:** Assign contractor teams to specific tasks to ensure the right people and materials are available when needed.



**Notifications and Reminders:** The automated notifications and reminders keep you on top of deadlines.



**Improved Efficiency:** Integration with estimates and job management reduces administrative tasks, allowing more focus on onsite work.




**Enhanced Communication:** Keep stakeholders informed with real-time updates and shared schedules via email and PDFs.



# 5

## Conclusion

Effective scheduling is a cornerstone of successful home construction projects. By understanding its importance and leveraging tools like Buildxact, you can enhance your project management, stay within budget, and ensure timely completion. Ready to elevate your construction scheduling? Explore Buildxact today with a free trial and see how it can transform your business.

A black and white photograph of two men, Josh Vendramini and Brett Way, standing in front of a construction site. They are both wearing dark t-shirts and pants. The background shows the skeletal frame of a building under construction, with wooden beams and a tarp covering the roof area. The ground is dirt and gravel.

Josh Vendramini and Brett Way  
VW Building Projects

# Explore Buildxact

Do you want to start better managing your scheduling and building more complete project estimates? Let's get you started today.

Try Buildxact free for 14 days with our [risk-free trial!](#)

[BOOK A DEMO](#)

[START A FREE TRIAL](#)



## GET IN TOUCH

[buildxact.com](https://buildxact.com)

1800 965 597 | Australia

1800 359 817 | New Zealand

44 20 4571 7334 | United Kingdom

Follow us on social media

